

# AB Tip İnceleme Sertifikası EU Type-Examination Certificate

**Belge No / Certificate No** : 56100854  
**Belgelendirme Tarihi - Bir Sonraki Belge Tarihi /  
Certification Date / Certificate Validity Date** : 08.10.2025-08.10.2030  
**Belge Geçerlilik Tarihi / Document Validity Period** : 5 yıl / 5 years

**Firma Unvanı ve Adresi /  
Company Name and Address** : JEDX MEDCARE  
Köysikuja 1, 01640 Vantaa, FINLAND

**Marka / Model / Brand / Model** : JEDX FFP3  
**Direktifi / Directive** : 2016/425 REGULATION  
**Modülü/Kategori / Module / Category** : B MODÜLÜ/ KATEGORİ III  
MODULE B / CATEGORY III

**Teknik Değerlendirme Rapor No/  
Technical Evaluation Report No** : 56100854

**Ürün Tipi / Product Type:**  
- EN 149:2001+ A1:2009 Solunumla ilgili koruyucu cihazlar - Parçacıklara karşı koruma amaçlı filtreli  
yarım maskeler/ Respiratory protective devices - Filtering half masks to protect against particles

**Ürünün Malzeme Bilgisi / Product Material Information:** JEDX FFP3 model ürünleri kumaş, elastik kayış,  
burun klipsi ve filtre katmanı kullanılarak imal edilmiştir./ JEDX FFP3 model products are manufactured  
using fabric, elastic strap, nose clip, filter layer.

**Karar Verici / Approver** **Şirket Müdürü / General Manager**



MNA Laboratuvarları San. Tic.Ltd .Şti  
Adres: Küçükbakkalköy Mahallesi Yenidoğan Cad.No:21 Ataşehir/ İstanbul  
Tel: 0216 574 07 08 Faks: 0216 575 13 31 [www.mnalab.com](http://www.mnalab.com)

U-Frm-002/Rev.07/03.07.2024

This document has been signed electronically in accordance with the Electronic Signature Law No. 5070.

The document can be checked at <https://www.mnalab.com/en/sertifika-sorgula>









**ATTACHMENTS (56100854)**

To certify the PPE product at Category III level, C2 or D module is accompanied by applying one of the conformity assessment methods along with the EU Type Examination (Module B).

**Model : JEDX FFP3**

PPE SPECIFICATION	PERFORMANCE LEVELS
Classification	FFP3
Reusable / Single Shift Use	NR

PPE produced as a single unit to fit an individual user, all the necessary instructions for manufacturing such PPE on the basis of the approved basic model:

MARKING	
<b>MANUFACTURER: JEDX MEDCARE</b>	
<b>PPE TYPE:</b>	
<ul style="list-style-type: none"><li>- EN 149:2001+ A1:2009 Respiratory protective devices - Filtering half masks to protect against particles</li></ul>	
<b>MODEL: JEDX FFP3</b>	
<b>PRODUCT SIZE: Standard sized</b>	
<b>PICTOGRAM AND PERFORMANCE LEVELS:</b>	
EN 149:2001+ A1:2009 FFP3 NR	
	
	
	
2841	Or Condition of Storage

MNA LABORATORIES SAN. TIC. LTD. ŞTİ declares that the above-mentioned product meets the requirements of the directive according to the EU Directive 2016/425, the safety of the product is covered by the conditions and use specified in this certificate and in the technical file.

**ATTACHMENTS (56100854)****PRODUCT PICTURES****JEDX FFP3****DOCUMENTS IN THE TECHNICAL FILE**

- Test Reports
- Technical Report

**Report No** : 56100854

**Report Date** : 08.10.2025

**Application No** : 56100854

**1. COMPANY INFORMATION:**

JEDX MEDCARE  
Köysikuja 1, 01640 Vantaa, FINLAND

**2. PPE INFORMATION:**

Disposable and non-sterile half mask made of particulate protection filter material.

**3. PPE TYPE IDENTIFICATION**

EN 149:2001+A1:2009 Respiratory protective devices – Filtering half masks to protect against particles - Requirements, testing, marking

**4. PPE PICTURES**



JEDX FFP3

**5. PPE DIMENSIONS:**

JEDX FFP3 model has been found to be produced using standard sizes.

**6. PPE PRODUCT MATERIAL INFORMATION:**

The mask is made of elastic strap, nonwoven fabric on the outer and inner layers and filter material on the middle layer.

**7. ESSENTIAL HEALTH AND SAFETY REQUIREMENTS**

- A visual inspection was made according to EN 149:2001 +A1:2009 for ergonomics.
- Protection levels and degrees are defined by the manufacturer.
- Suitable construction materials were determined by visual inspection according to EN 149:2001 +A1:2009.

**8. ANALYSIS EVALUATION AND MARKING:**

EN 149:2001 +A1:2009

TESTS	PARAMETER	PERFORMANCE LEVELS			RESULTS	PERFORMAN CE LEVELS	EVALUATIO N
		FFP1	FFP 2	FFP3			
Part 7.3 Visual inspection	Shall also the marking and the information supplied by the manufacturer				Appropriate	-	PASS
Banned Azo Dyes	< 30 mg/kg				Not applicable	-	Not applicable

Part 7.4 Packaging	Particle filtering half mask shall be offered for sale packaged in such a way that they are protected against mechanical damage and contamination before use.	Appropriate	-	PASS
Part 7.5 Material	When conditioned in accordance 8.3.1 & 8.3.2 the particle filter half mask shall not collapse.	Appropriate	-	PASS
Part 7.6 Cleaning and disinfecting	After cleaning and disinfecting the re-usable particle filtering half mask shall satisfy the penetration requirement of the relevant class.	Not applicable	-	Not applicable
Part 7.7 Practical performance	No negative comments should be made by the test subject regarding any of the criteria evaluated.	Appropriate	-	PASS
Part 7.8 Finish of parts	Parts of the device likely to come into contact with the wearer shall have no sharp edge or burrs.	Appropriate	-	PASS

TESTS	PARAMETER	PERFORMANCE LEVELS			RESULTS	PERFORMANCE LEVELS	EVALUATION
		FFP1	FFP2	FFP3			
Part 7.9.1 Total inward leakage	At least 46 out of the 50 individual exercise result	≤25	≤11	≤5	See the table below	FFP3	PASS
	At least 8 out of the 10 individual wearer arithmetic means	≤22	≤8	≤2	See the table below	FFP3	PASS

Total Inward Leakage (%)						
	Exercise 1	Exercise 2	Exercise 3	Exercise 4	Exercise 5	Average
Subject 1 (As received)	1,5	0,8	0,9	1,3	1,9	1,3
Subject 2 (As received)	0,6	0,3	1,5	1,1	2,5	1,2
Subject 3 (As received)	0,7	0,5	1,6	0,9	1,6	1,1
Subject 4 (As received)	1,1	1,7	0,3	0,8	1,7	1,1
Subject 5 (As received)	0,8	1,9	1,6	0,7	0,7	1,1
Subject 6 (After temperature conditioning)	0,9	0,5	0,9	0,4	2,4	1,0
Subject 7 (After temperature conditioning)	1,2	2,4	1,2	3,4	1,2	1,9
Subject 8 (After temperature conditioning)	2,6	2,7	2,6	2,5	1,7	2,4
Subject 9 (After temperature conditioning)	0,6	1,7	0,6	1,7	0,9	1,1
Subject 10 (After temperature conditioning)	1,4	1,9	1,8	3,5	2,9	2,3

#### Subject facial dimensions

Subject	Face Length (mm)	Face Width (mm)	Face Depth (mm)	Mouth Width (mm)
1	133	132	132	65
2	125	144	116	67
3	126	135	124	75
4	123	133	134	74
5	117	135	122	73
6	122	142	133	66
7	113	132	114	75
8	135	123	123	65
9	122	135	133	74
10	135	142	125	83

TESTS	PARAMETER	PERFORMANCE LEVELS			RESULTS	PERFORMANCE LEVELS	EVALUATION
		FFP1	FFP2	FFP3			
Part 7.9.2 Penetration of filter material	Sodium chloride, 95 L/min %, max	% 20	% 6	% 1	See the table below	FFP3	PASS
	Paraffin oil, 95 L/min %, max	% 20	% 6	% 1	See the table below	FFP3	PASS

Penetration of filter material	Sodium Chloride (%)	Paraffin Oil (%)
As received	0,2	0,3
As received	0,2	0,3
As received	0,2	0,2
After the simulated wearing treatment	0,3	0,3
After the simulated wearing treatment	0,2	0,3
After the simulated wearing treatment	0,2	0,2
Mechanical strength and temperature conditioning	0,3	0,4
Mechanical strength and temperature conditioning	0,3	0,3
Mechanical strength and temperature conditioning	0,2	0,4

TESTS	PARAMETER	PERFORMANCE LEVELS			RESULTS	PERFORMANCE LEVELS	EVALUATION
		FFP1	FFP2	FFP3			
Part 7.10 Compatibility with skin	Materials shall not be known to be likely to cause irritation or any other adverse effect to health				Appropriate	-	PASS
Part 7.11 Flammibility	Mask shall not burn or not to continue to burn for more than 5 s				Flame not seen	-	PASS
Part 7.12 Carbondioxide content of the inhalation air	Shall not exceed an average of % 1				0,66 0,70 0,63	-	PASS
Part 7.13 Head harness	It can be donned and removed easily				Appropriate	-	PASS
Part 7.14 Field of vision	The field of vision shall acceptable in practical performance test.				Appropriate	-	PASS
Part 7.15 Exhalation valve(s)	It shall withstand axially a tensile force of 10 N apply for 10 s. If fitted, shall continue to operate correctly after a continuous exhalation flow of 300 L/min over a period of 30 s.				Not applicable	-	Not applicable

TESTS	PARAMETER	PERFORMANCE LEVELS			RESULTS	PERFORMANCE LEVELS	EVALUATION
		FFP1	FFP2	FFP3			
Part 7.16 Breathing Resistance	Inhalation 30L/min	0,6 mbar	0,7 mbar	1,0 mbar	See the table below	FFP3	PASS
	Inhalation 95L/min	2,1 mbar	2,4 mbar	3,0 mbar	See the table below	FFP3	PASS
	Exhalation 160L/min	3,0 mbar	3,0 mbar	3,0 mbar	See the table below	FFP3	PASS

Breathing Resistance (mbar)	Inhalation 30L/min	Inhalation 95L/min
As received	0,5	1,7
As received	0,5	1,7
As received	0,4	1,6

After temperature conditioning	0,5	1,6
After temperature conditioning	0,5	1,6
After temperature conditioning	0,4	1,5
After the simulated wearing treatment	0,5	1,6
After the simulated wearing treatment	0,5	1,7
After the simulated wearing treatment	0,5	1,7
After the flow conditioning	-	-
After the flow conditioning	-	-
After the flow conditioning	-	-

Breathing Resistance 160L/min (mbar)	Facing directly ahead	Facing vertically upwards	Facing vertically downwards	Lying on the left side	Lying on the right side
As received	2,8	2,7	2,7	2,7	2,7
As received	2,7	2,7	2,7	2,8	2,8
As received	2,7	2,8	2,8	2,7	2,7
After temperature conditioning	2,7	2,7	2,8	2,7	2,7
After temperature conditioning	2,7	2,8	2,7	2,8	2,7
After temperature conditioning	2,7	2,7	2,7	2,7	2,7
After the simulated wearing treatment	2,7	2,8	2,7	2,8	2,8
After the simulated wearing treatment	2,8	2,8	2,8	2,7	2,7
After the simulated wearing treatment	2,8	2,7	2,7	2,8	2,7
After the flow conditioning	-	-	-	-	-
After the flow conditioning	-	-	-	-	-
After the flow conditioning	-	-	-	-	-

TESTS	PARAMETER	PERFORMANCE LEVELS			RESULTS	PERFORMANCE LEVELS	EVALUATION
		FFP 1	FFP 2	FFP3			
Part 7.17 Clogging	After clogging the inhalation resistances shall not exceed. (valved)	4 mbar	5 mbar	7 mbar	Not applicable	-	Not applicable
	The exhalation resistance shall not exceed 3 mbar at 160 L/ min continuous flow. (valved)				Not applicable	-	Not applicable
	After clogging the inhalation and exhalation resistances shall not exceed. (valveless)	3 mbar	4 mbar	5 mbar	Not applicable	-	Not applicable
Part 7.18 Demountable part	All demountable parts (if fitted) shall be readily connected and secured were possible by hand.				Not applicable	-	Not applicable
Part 9 Marking	The packaging information shall be clearly and durably marked on the smallest commercially available packaging or legible through it if the packaging is transparent.				Appropriate	-	PASS

## 9. ATTACHMENTS

- Test Reports (M-2022-0665)

**CONTROLLER** :



## MNA LABORATORY ANALYSIS REPORT

Report Nu. : M-2022-0665	Date : 2022-09-19 16:35:38	Page : 1 / 5	Rev:
--------------------------	----------------------------	--------------	------

Purpose of Analysis	: Special request
Sample Send Org.	: SJT-Investment Group Oy / JedX Medcare
Address	: Köysikuja 1, 01640 Vntaa, Finland
Sample Acceptance Date	: 2022-08-15 00:16:52
Analysis Date	: 2022-08-15 13:37:24
Sample Quantity	: 120 Pieces
Sample Description	: JEDX FFP3
Other informations	:

### Flammability

Tests	Analysis result	Limit Value	Method	Evaluation	Physical Condition
Flammability	Check the table.	Shall not burn for more than 5 sec after removal from the flame	EN 13274-4	PASS	-

### Penetration Of Filter Material

Tests	Analysis result	Limit Value	Method	Evaluation	Physical Condition
Penetration Of Filter Material	Check the table.	FFP1 $\leq$ 20 FFP2 $\leq$ 6 FFP3 $\leq$ 1	EN 149+A1 Part 8.11, EN 13274-7	PASS (FFP3)	-

	Sodium Chloride (%)	Paraffin Oil (%)
As received 1	0,2	0,3
As received 2	0,2	0,3
As received 3	0,2	0,2
After the simulated wearing treatment 1	0,3	0,3
After the simulated wearing treatment 2	0,2	0,3
After the simulated wearing treatment 3	0,2	0,2
Mechanical strength and temperature conditioning (120 mg) 1	0,3	0,4
Mechanical strength and temperature conditioning (120 mg) 2	0,3	0,3
Mechanical strength and temperature conditioning (120 mg) 3	0,2	0,4



## MNA LABORATORY ANALYSIS REPORT

Report Nu. : M-2022-0665	Date : 2022-09-19 16:35:38	Page : 2 / 5	Rev:
--------------------------	----------------------------	--------------	------

### Carbon Dioxide Content Of The Inhalation Air

Tests	Analysis result	Limit Value	Method	Evaluation	Physical Condition
Carbon Dioxide Content Of The Inhalation Air	Check the table.	Maximum %1	EN 149+A1 Part 8.7	PASS (FFP3)	-

	CO2 (%)
Sample 1	0,66
Sample 2	0,70
Sample 3	0,63

### Carbon Dioxide Content Of The Inhalation Air

Tests	Analysis result	Limit Value	Method	Evaluation	Physical Condition
Carbon Dioxide Content Of The Inhalation Air	Check the table.	Maximum %1	EN 149+A1 Part 8.7	PASS (FFP3)	-

	CO2 (%)
Sample 1	0,66
Sample 2	0,70
Sample 3	0,63

### Total Inward Leakage

Tests	Analysis result	Limit Value	Method	Evaluation	Physical Condition
Total Inward Leakage	Check the table.	See the limits table.	EN 149+A1 Part 8.5	PASS (FFP3)	-

	At least 46 out of the 50 individual exercise result shall be not greater than	At least 8 out of the 10 individual wearer arithmetic means shall be not greater than
FFP1	≤25	≤22
FFP2	≤11	≤8
FFP3	≤5	≤2

	Exercise 1	Exercise 2	Exercise 3	Exercise 4	Exercise 5	Average

## MNA LABORATORY ANALYSIS REPORT

Report Nu. : M-2022-0665		Date : 2022-09-19 16:35:38		Page : 3 / 5		Rev:	
Subject 1 (As received)	1,5	0,8	0,9	1,3	1,9	1,3	
Subject 2 (As received)	0,6	0,3	1,5	1,1	2,5	1,2	
Subject 3 (As received)	0,7	0,5	1,6	0,9	1,6	1,1	
Subject 4 (As received)	1,1	1,7	0,3	0,8	1,7	1,1	
Subject 5 (As received)	0,8	1,9	1,6	0,7	0,7	1,1	
Subject 6 (After temperature conditioning)	0,9	0,5	0,9	0,4	2,4	1,0	
Subject 7 (After temperature conditioning)	1,2	2,4	1,2	3,4	1,2	1,9	
Subject 8 (After temperature conditioning)	2,6	2,7	2,6	2,6	2,5	1,7	
Subject 9 (After temperature conditioning)	0,6	1,7	0,6	1,7	0,9	1,1	
Subject 10 (After temperature conditioning)	1,4	1,9	1,8	3,5	2,9	2,3	

### Breathing Resistance

Tests	Analysis result	Limit Value	Method	Evaluation	Physical Condition
Breathing Resistance	Check the table.	See the limits table.	EN 149+A1 Part 8.9	PASS (FFP3)	-

Classification	30 L/min max basınç (mbar)	95 L/min max basınç (mbar)	160 L/min max basınç (mbar)
FFP1	0,6	2,1	3,0
FFP2	0,7	2,4	3,0
FFP3	1,0	3,0	3,0

Inhalation	30 L/min	95 L/min
As received 1	0,5	1,7
As received 2	0,5	1,7
As received 3	0,4	1,6
After temperature conditioning 1	0,5	1,6
After temperature conditioning 2	0,5	1,6

## MNA LABORATORY ANALYSIS REPORT

Report Nu. : M-2022-0665	Date : 2022-09-19 16:35:38	Page : 4 / 5	Rev:
After temperature conditioning 3	0,4	1,5	
After the simulated wearing treatment 1	0,5	1,6	
After the simulated wearing treatment 2	0,5	1,7	
After the simulated wearing treatment 3	0,5	1,7	
After the flow conditioning 1	-	-	
After the flow conditioning 2	-	-	
After the flow conditioning 3			

Exhalation 160L/min	Facing directly ahead	Facing vertically upwards	Facing vertically downwards	Lying on the left side	Lying on the right side
As received 1	2,8	2,7	2,7	2,7	2,7
As received 2	2,7	2,7	2,7	2,8	2,8
As received 3	2,7	2,8	2,8	2,7	2,7
After temperature conditioning 1	2,7	2,7	2,8	2,7	2,7
After temperature conditioning 2	2,7	2,8	2,8	2,8	2,7
After temperature conditioning 3	2,7	2,7	2,7	2,7	2,7
After the simulated wearing treatment 1	2,7	2,8	2,7	2,8	2,8
After the simulated wearing treatment 2	2,8	2,8	2,8	2,7	2,7
After the simulated wearing treatment 3	2,8	2,7	2,7	2,8	2,7
After the flow conditioning 1	-	-	-	-	-
After the flow conditioning 2	-	-	-	-	-
After the flow conditioning 3					

## MNA LABORATORY ANALYSIS REPORT

Report Nu. : M-2022-0665	Date : 2022-09-19 16:35:38	Page : 5 / 5	Rev:
--------------------------	----------------------------	--------------	------

Operating as a test laboratory, MNA Laboratories is accredited by TÜRKAK according to AB-1183-T and TS\_EN\_ISO/IEC\_17025:2017 standards has been done. A multilateral agreement with the European Accreditation Association (EA) on the recognition of the Turkish Accreditation Agency (TÜRKAK) test reports and It has signed a mutual recognition agreement with the International Laboratory Accreditation Association (ILAC).

\*The analysis is within the scope of accreditation.

Note :

1. No part of this analysis report may be used alone or separately and may be partially copied or reproduced without the written permission of the laboratory. It cannot be reproduced, used by third parties or as a means of advertising.
2. Analysis results are valid for the sample sent and analyzed by the company/institution/individual to MNA Laboratories. represent the whole may not.
3. Unsigned and Unsealed reports are invalid.
4. This analysis report cannot be used in judicial-administrative proceedings and for advertising purposes.
5. Results are valid for the sample received.
6. A decision rule is a rule that determines how measurement uncertainty is to be taken into account when specifying compliance with a specified specification. TLM-052 Decision Rule According to the implementation instruction, the decision rule chosen in agreement with the customer will be applied if necessary.
7. Limit Values are determined by taking from analysis methods.
8. The laboratory is not responsible if the information provided by the CUSTOMER affects the validity of the results.
9. Test and / or measurement results, expanded measurement uncertainties (if any) and test methods are given in the following pages, which are the supplementary part of this certificate.
10. Water Repellency Determination Hydrostatic Pressure Determination T S ISO 811 (Hydrostatic Pressure Tester E / N: 53) Analysis, Seam Strength EN ISO 13965-2 (Strength Test Device E / N: 50) Analysis and resistance to liquid chemical permeation TS EN 659 -A1 Part 3.18 (Liquid Chemical Transfer Device E / N: 107) Analysis is carried out in the conditioning room and ISO 139 PART 3.2 conditions ( $23 \pm 2$  ° C temperature and  $50 \pm 4\%$  relative humidity) are applied for ambient conditions.

Selin Gergin

Sample Acceptance and Reporting Officer

2022-09-19 13:40:35

Erhan Üstünel

Laboratory Responsible

2022-09-19 16:11:58



VOLKAN AKIN  
Laboratory Manager  
2022-09-19 16:14:33

